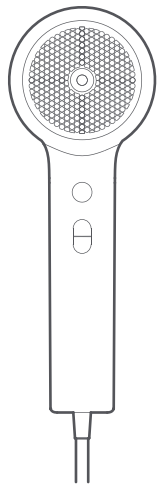
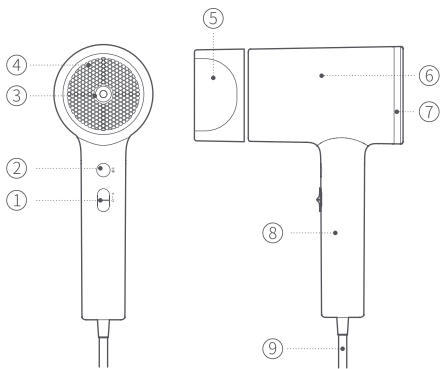


Zhibai Hair Dryer Instruction Manual



ZHIBAI

Parts Name



- ① Switch

⏻ strong wind

⏻ soft wind

⏻ turn off

③ Water Ion indicator

⑤ Concentrator

⑦ Inlet

⑨ Power cord
- ② Wind temperature

🔥 Hot wind

🌬️ Alternate wind

❄️ Cold wind

④ Wind channel

⑥ Wind channel

⑧ Handle

Product Feature

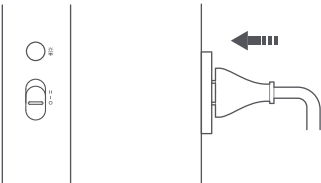
- 1.We use high speed motor and Intelligent thermostatic technology for this hair dryer, dry your hair quickly from the inside to outside, reduce heat damage to hair.
2. Two wind speed, four wind temperature, with hot and cold cycle mode,for different hair length, provide more rich blowing experience.
3. Ion hair care technology, effectively reduce static electricity, tighten hair scales.

Before Use

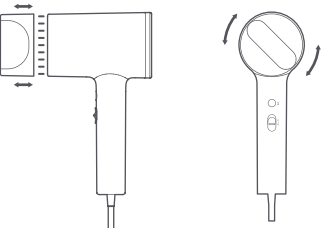
- Before using the appliances for the first time,you must read and understand the operation manual completely.
- Consider the operation manual as part of the appliances and store it in a safe and accessible place, available for future reference.
- Always ensure the voltage to be used corresponds to the supply voltage stated on the unit(120V 60Hz) (230V 50hz)
- Always switch the appliance off before putting it down,even if it is only for a moment.
- Do not unplug by pulling on the cord,always grasp the plug and unplug it from the outlet.
- Do not use the dryer near gas or other flammable materials.(such as benzene, paint thinner,sprays,etc.)
- This hair dryer is not recommended for use in a bathroom,unplug the appliance after use since the proximity of water presents a risk even if the hair dryer is switched off. As an additional device in the electrical circuit supplying the bathroom, have a rated residual operating current of not exceeding 30mA. Ask your installer for advice.
- Do not use the hair dryer with wet hands or in the bath&shower. Do not use this hair dryer near water contained in bath-tubs,basins or other vessels.Do not leave or store the hair dryer near a tub, sink or other place or it will be exposed to water and other liquids or high humidity.

How To Use


- 1.Connect the plug.
- 2.Turn on the hair dryer by pressing the switch 【O】
- 3.Push the power switch 【O】 gear. After starting, directly enter the hot wind mode with the orange color light on. Press the 【O】 again, come into cold wind mode with the blue light on;Press the 【O】 one more time, come into alternate wind mode with the light flashing.



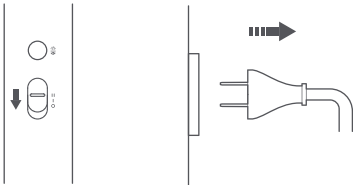
- 4.Magnetic connection 360° swivel concentrator.



- 5.Make sure to keep a distance of 10cm between your hair and your mouth.  
Attention: Keep your hands away from the air inlet to avoid blocking the wind.



- 6.After use, turn off the power and unplug the power cord.



Cleaning&Storage

- Disconnect the plug from the main supply.
- Clean the enclosure gently with a dry cloth.
- Do not rub the air outlet and the air inlet with your nails or sharp objects.
- Do not use alcohol, nail polish remover or detergent to clear the product, or it may cause failure, breakage or discoloration.

Warning

- Do not direct the airflow towards the eyes other sensitive areas of the body.
- The appliances is not intended for use by person with the reduced physical,sensory or mental capabilities, or lack of experience and knowledge, unless they have been given supervision or instruction concerning use of theappliance by a person responsible for their safety.
- Pls regularly check that the air inlet grille remains clear and unrestricted with dust/hair.
- Ensure the supply cord is fully unwound before use, avoid electric shock and burns.
- Allow appliance to sool down before storing.
- Never insert anything into the air outlet nozzle.
- Never carry the unit by the power cord.



Do not use this appliance near bathtubs, showers, basins or other vessels containing water.

- This symbol means do not use during the shower or in the bathroom.

Attention

- During use, the air outlet and air nozzle may become hot. Please do not touch them with your hands, or they may cause burns.
- Avoid falling or exposing the hair dryer to strong impact, which may cause electric shock or short circuit and fire.
- Do not use the hair dryer when the inlet is damaged, otherwise the hair may be involved in the tuyere, resulting in hair damage.
- Do not use for baby, avoid the burn.
- Do not store the power cord in a twisted state, or it may break the cord, cause scald, electric shock or cause fire.
- The blower is equipped with overheat protection device, which can automatically power off when the blower temperature is too high. Immediately turn off the power cord switch and unplug it from the socket. Allow it to cool for a few minutes before using.

Basic Information

Item Name	Hair Dryer
Model No	HL350(US)(EU)
Voltage	120V/230V
Frequency	50Hz/60Hz
Power	1800W
Size	128*78*220mm