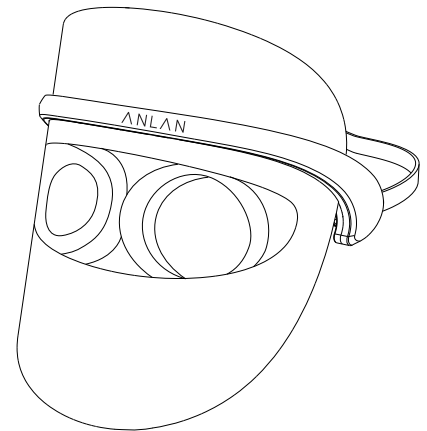


ANLAN

LED FACIAL MASK

USER MANUAL



※ This product is not a medical device used for diagnosis or treatment, but a general household item.
Thank you for purchasing ANLAN LED facial mask. To ensure safe and correct use, be sure to read this instruction manual before use. Please keep this user manual after reading for future reference. Please attach this user manual when transferring this product to others.

PLEASE READ BEFORE USE

WARNING

- Be sure to use the working voltage and AC adapter under the conditions specified in this manual.
- Because it has a visible lens, you can read a book or use a smartphone while wearing this product.
- If the product is damaged, malfunctions, deformed or the power cord is broken, please stop using it.
- If it smokes, emits an unpleasant smell, or heats up, please turn off the main unit and stop using it immediately.
- Please avoid using it with wet hands, and do not use it in a state where moisture or dust is attached.
- This product is not waterproof, please do not use it in wet places such as bathrooms, otherwise there is a danger of burns or electric shock.
- Do not use while driving or riding a bicycle.
- If you notice any abnormalities in your skin or eyes, stop using the product and consult a doctor.
- Please confirm the following carefully, and those who meet the requirements should not use this product.
- Do not disassemble, modify or repair the product by yourself, as this may cause malfunction or damage to the product and its accessories. We are not responsible for any failures caused by these problems, and these are not covered by the warranty

Precautions

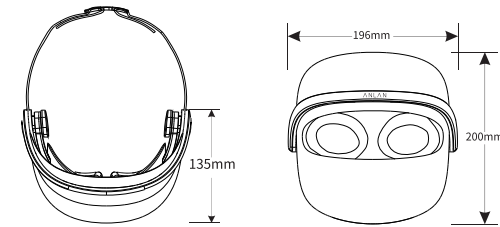
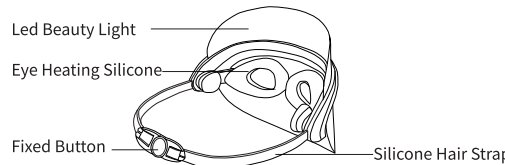
- When storing this product, please place it in a horizontal and stable place.
- Do not drop or hit hard.
- This product is used for eye care, please do not use it on other parts.
- When the product is heated, be careful of low-temperature burns. Low-temperature scalds refer to prolonged contact with heating elements higher than body temperature, which may cause redness, swelling, blistering and other symptoms.

- For those with impaired blood circulation (such as diabetes), those who cannot express their intentions, the elderly and infants, please be especially careful. (Be sure to use it under the supervision of a guardian.)
- If you feel the temperature is too high, stop using it immediately.
- Do not sleep during the heat treatment.
- Please do not clean the main unit with water, please wipe gently with a wrung out damp cloth.
- Failure to comply with the above-mentioned cautions and warnings, wrong use, disassembly and modification, customer injuries during repairs, product failures and damages, etc. are not covered by the warranty, and the company will not be liable.

<Please avoid using if the following applies>

- Persons with a history of skin cancer
- Skin allergies (allergic dermatitis, skin inflammation due to excessive sun exposure, acne purulent inflammation, people with allergies who have particularly sensitive skin)
- Patients with eye diseases (after eye surgery, cataract, glaucoma, corneal erosion, etc.)
- People who have had cerebral infarction
- Hypertension and hypotension
- People who are in particularly bad health after drinking alcohol

Overview



Size

Specifications

Name	LED Face Mask
Model	dr.aelf-801
Size	200*196*135mm
Weight	about 201g
Number of LED lights	76
Material	ABS / PC / Stainless
Input voltage	5V=1.8A
Power	9W
Warranty time	1 year
Timer time	10 minutes, 15 minutes, 20 minutes, 30 minutes
Accessories	USB power supply remote control, User Manual

Tri-color LED light therapy (full face)

1. Red LED wavelength 1.640 ~ 650nm

The deepest part of the LED light reaches the dermis, activates skin elasticity, and solves the wrinkles of the skin.

2. Blue LED wavelength 445~450nm

It can remove propionic acid bacteria that cause acne and has anti-inflammatory effects. Inhibit excessive sebum secretion, make the skin less prone to acne.

3. Yellow LED wavelength 575~590nm

Adjust the metabolism, improve the spots and dullness caused by aging and ultraviolet rays, restore the skin's luster.

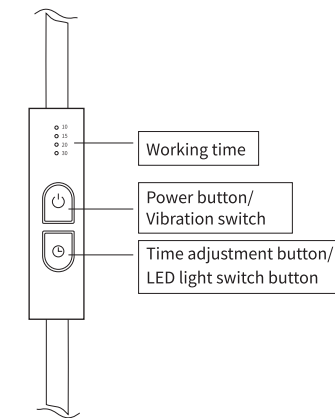
42°C eye heating function/vibration massage

Comfortable vibration makes it easier to remove the trash trapped around the eyes. The heating at about 42°C makes the eyes more comfortable. In addition, the soft material and the 3D eye mask greatly reduce the pressure when wearing it.

Directions for use

1. After washing your face, wipe off the water thoroughly.
2. Please connect the USB charging cable to the AC adapter or mobile battery (input voltage: 5v-2a).
3. Please take off contact lenses before use.
4. After installation, you can choose the mode you like to use.
5. After 20 minutes of continuous use in each mode, the power will automatically turn off.

How to use the remote control



Power button/Vibration switch

- ① Press and hold the power button for 1 second or more to turn on all functions (42°C warm function, vibration massage, LED light beauty)
- ② Press and hold the power button again for 1 second or longer to turn off the power.
- ③ Short press the power button to turn on/off the vibration function.

Time adjustment button/LED light switch button

- ① Short press the time adjustment key once to switch the working time, which are 10 minutes, 15 minutes, 20 minutes, and 30 minutes.
- ② Press and hold the time adjustment button for more than 1 second, the color of the indicator light will switch, and finally go out. (Switching sequence: red→yellow→blue→close)

Mode combination

Warm about 42°C	+	working hours				
Vibration massage	+	working hours				
Warm about 42°C	+	vibration massag	+	working hours		
Warm about 42°C	+	LED light beauty	+	working hours		
Warm about 42°C	+	vibration massage	+	LED light beauty	+	working hours

Please note

1. It is recommended to use twice a day, and each use time is 20 minutes.
2. Since this product gently presses the area around the eyes, it may cause a hazy or uncomfortable sensation in the eyes after use. This is normal and will recover later.
3. If your eyes still feel uncomfortable after a while, please consult a doctor immediately.

Maintenance

1. After use, wipe the product with a damp paper towel or a soft cloth dipped in disinfectant alcohol to keep it clean.
2. Do not use alcohol, thinner, benzene, etc. (In order to avoid malfunction or component breakage, discoloration, etc.)
3. Avoid direct sunlight, dust, high temperature and humidity, please keep out of reach of children.
4. Do not place this product in wet places such as bathrooms.
5. Do not put the product in water, and do not spray water.
6. This product is only used as an auxiliary tool. If there is any abnormality, please stop using and consult a professional doctor.

Troubleshooting

Status	Cause of issue	Solve
LED light does not light up	Can not boot	Please connect the USB charging cable
	Insufficient power of mobile power	Please charge the power bank
	Pressing the power button has no effect	Please press and hold the power button for 2 seconds or more
	Defective product	Please contact us

ANLAN CUSTOMER SERVICE

We hope that you never use the warranty. However, we wish to provide you the best care when using ANLAN products even if something does go wrong. We 100% stand behind our products and hope you love them as much as we do.

We will offer you 30-day Replacement and 1-year Warranty for every ANLAN device. We 100% stand behind our products and hope you love them as much as we do. If you are not satisfied, or have any questions about ANLAN products, please contact us without hesitation.

Customer Service Email: anlan-service@outlook.com

Thank you,

Samuel

ANLAN SERVICE TEAM