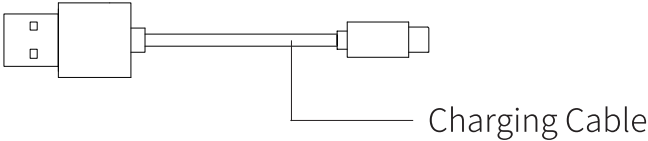
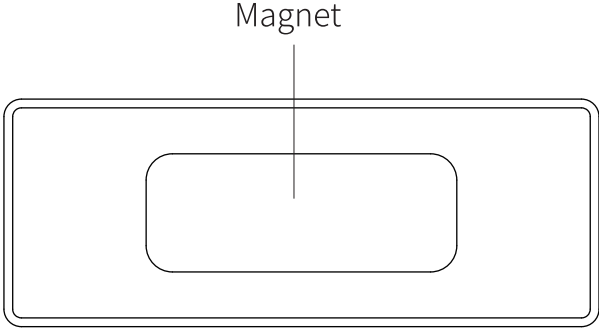
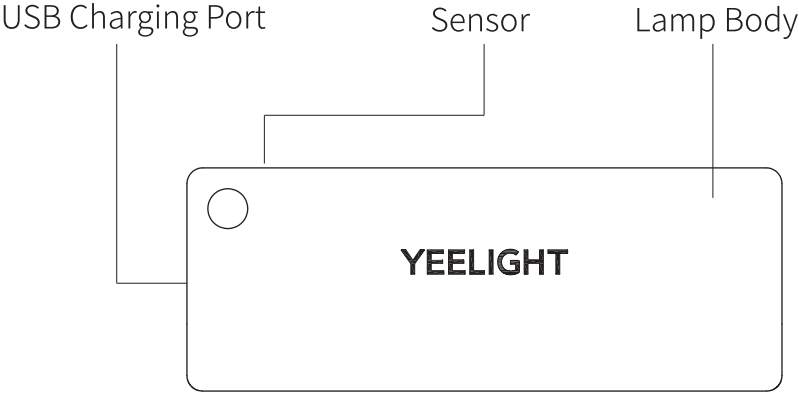


Yeelight LED Sensor Drawer Light User Manual

Product Description



Instructions

Short press the button to switch the mode to AUTO/ON/OFF.

AUTO: The light automatically lights up when there is no obstacle within 4cm above the sensor, and automatically goes out when there is an obstacle (the blue indicator light lights up in AUTO mode, and it turns off automatically in 10 seconds);

ON: Constant light mode;

OFF: turn off;

Specifications

Model: YLCTD001

Size: 68*26*11mm


Operating Temperature: -10° C to 25° C

Operating Humidity: 0–85% RH

Color Temperature: 2700 K

Rated Input: 5V $\overline{\text{---}}$ 0.5A

Rated Power: 0.15W

1. The light source contained in this luminaire shall only be replaced by the manufacturer or his service agent or a similar qualified person.
2.  Class III Luminaire.
3. If you find that the light is not on, please use the 5V adapter to charge the light.

CE EU Declaration of Conformity

We QINGDAO YEELINK INFORMATION TECHNOLOGY CO., LTD., Hereby, declares that this equipment is in compliance with the applicable Directives and European Norms, and amendments.



EU Declaration of Conformity

All products bearing this symbol are waste electrical and electronic equipment (WEEE as in directive 2012/19/EU) which should not be mixed with unsorted household waste. Instead, you should protect human

health and the environment by handing over your waste equipment to a designated collection point for the recycling of waste electrical and electronic equipment, appointed by the government or local authorities. Correct disposal and recycling will help prevent potential negative consequences to the environment and human health. Please contact the installer or local authorities for more information about the location as well as terms and conditions of such collection points.